

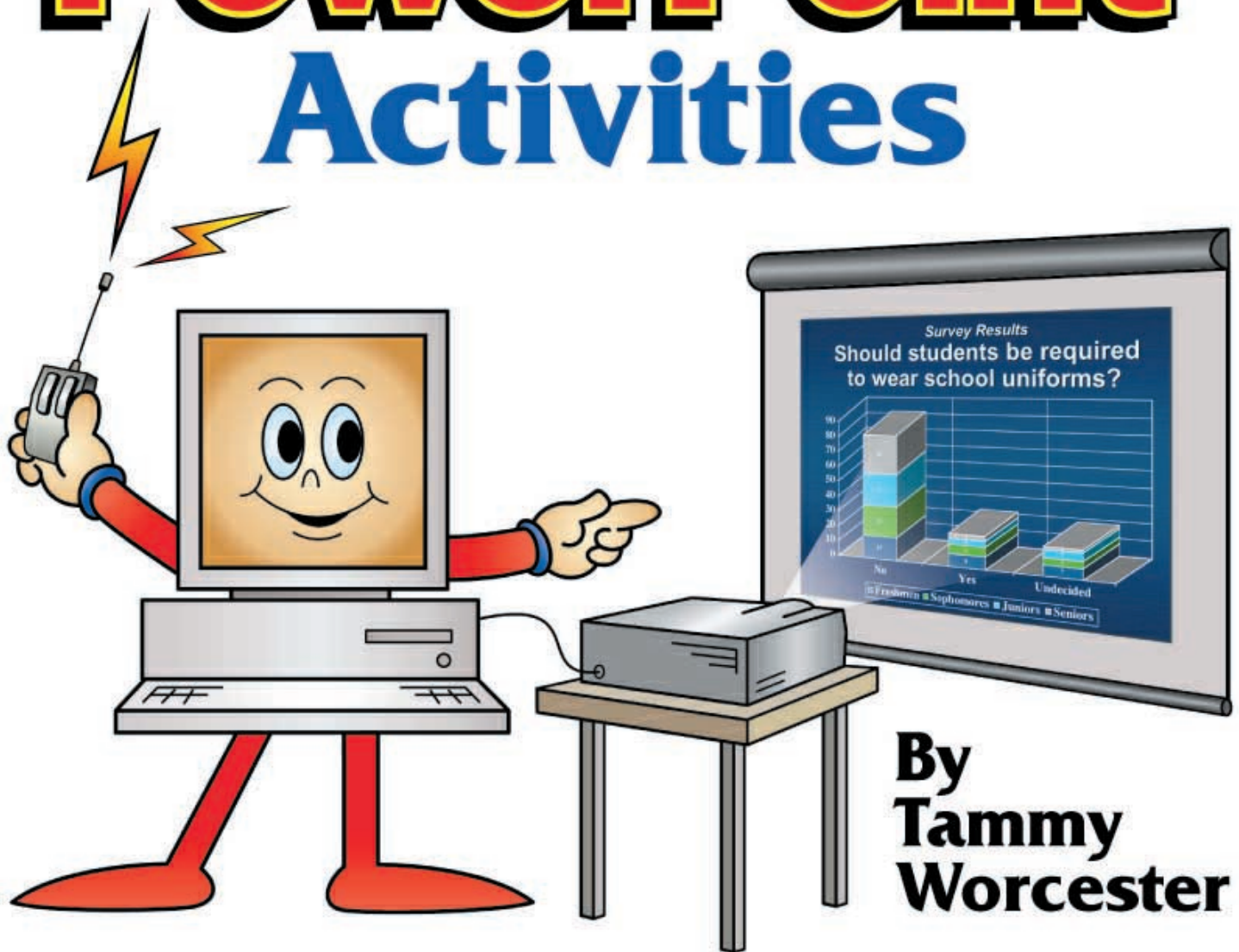
GRADES
3-12
ALL
SUBJECTS

50

Quick & Easy

PowerPoint®

Activities



By
**Tammy
Worcester**

VISIONS
Technology in Education

Easy-to-follow instructions and a CD of project examples assist you in using PowerPoint in ways you've never dreamed!

Fifty Quick & Easy PowerPoint Activities

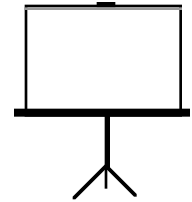
By Tammy Worcester

About the Author

Lindsborg, Kansas

Tammy Worcester is the Instructional Technology Specialist at ESSDACK (Educational Services and Staff Development Association of Central Kansas). She has 13 years of teaching experience at various levels from kindergarten to 8th grade and specializes in finding unique and creative ways to use technology in the classroom. Tammy is the author of the Teacher TimeSavers Series, Making the Classroom Computer Connection, Create It with Kidspiration, Research Assistant, and QuickClips for Teachers, Quickclips for Students and Fifty Quick and Easy Computer Activities for Kids.

Table of Contents



Cool Tips

1	Action Buttons.....	1
2	Cool Text.....	3
3	Custom Backgrounds.....	5
4	Harvesting Graphics.....	7
5	Harvesting Sounds.....	9
6	Harvesting Video.....	11
7	Hyperlinks.....	13
8	Inspiration to PowerPoint.....	15
9	Spectacular Special Effects.....	17
10	Using a Digital Camera.....	19

Publishing

11	Accordion Book.....	21
12	Acrostic.....	23
13	Bookmarks.....	25
14	Books Never Written.....	27
15	Comic Strip.....	29
16	Figures of Speech.....	31
17	Flash Cards.....	33
18	Hats Off to Famous Scientists.....	35
19	I Am T-riffic!.....	37
20	Metric Mini Book.....	39
21	New Year's Resolutions.....	41
22	Paper Chain of Events.....	43
23	Riddle Flipper.....	45
24	Shape Poetry.....	47
25	Solar Similarities.....	49
26	Sticky Notes.....	51
27	Vocabulary Mix and Match.....	53
28	What Number Am I?.....	55
29	Word Art.....	57

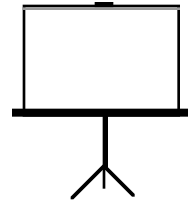
Slide Show

30	ABC Biography.....	59
31	Best and Worst.....	61
32	Bill of Rights Made Simple.....	63
33	Circle Challenge.....	65
34	Current Event.....	67
35	Electronic Resume.....	69
36	Hinky Pinky.....	71

Slide Show (continued)

37	Journal.....	73
38	Mouse-Over Map.....	75
39	Multimedia Math.....	77
40	Photo Album.....	79
41	School Survey.....	81
42	Sense Poetry.....	83
43	Stick Figure Tour.....	85
44	Talking Storybook.....	87
45	Tom Swifties.....	89
46	Top 10 Reasons.....	91
47	Virtual College Visit.....	93
48	What a Character!.....	95
49	What If?.....	97
50	Who Am I?.....	99

A Note From the Author



As I prepared to create this book, I did an Amazon.com search and found that there were already 1023 books on the market with “PowerPoint” in the title. However, most of the books were strictly “how-to” with little emphasis on using PowerPoint in the classroom.

My goal in this book is to provide clever ideas for using PowerPoint in new and different ways through activities that require creativity and higher level thinking.

I have attempted to write the instructions in a generic manner so that you will be able to complete the activities using any version of PowerPoint.

If you find that your commands and menus do not exactly match the instructions in the book, I would suggest that you do one of the following:

- Use the Help menu in your version of PowerPoint.
- Purchase one of the 1023 “how-to” books on the market. :-)
- Give the instructions to a kid and let him/her figure it out!

I hope that you and your students enjoy the book!

Sincerely,
Tammy Worcester